








\*THIS FOOTER DIAGRAM IS FOR STANDARD PRODUCT ONLY  
 \*FOR PIER SPACING REFER TO SET UP MANUAL

-  MARRIAGE WALL PIER
-  WATER INLET
-  DRAIN
-  ELECTRICAL DROP
-  DOOR PIER
-  DOOR PIER
-  REGULAR PIER